

Small Signal Product
SOT-323 100-250V/200mA Switching Diode
FEATURES


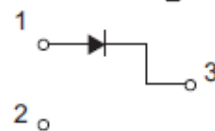
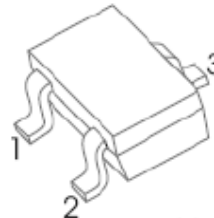
- Fast Switching Speed
- Surface Mounted Device
- Moisture sensitivity level 1
- Pb free and RoHS compliant

MECHANICAL DATA

- Case: SOT-323 package
- High temperature soldering guaranteed: 260°C/10s
- Weight: 5mg (approximately)

APPLICATION

- General purpose switching application


SOT-323

MAXIMUM RATINGS AND ELECTRICAL CHARACTERISTICS ($T_A=25^\circ\text{C}$ unless otherwise noted)

PARAMETER	SYMBOL	VALUE			UNIT
		BAS19W	BAS20W	BAS21W	
Peak Repetitive Reverse Voltage	V_{RRM}	100	150	250	V
DC Blocking Voltage	V_R	100	150	250	V
Average Rectified Output Current	I_O	200			mA
Power Dissipation	P_D	200			mW
Thermal Resistance from Junction to Ambient	$R_{\theta JA}$	625			$^\circ\text{C/W}$
Junction Temperature	T_J	125			$^\circ\text{C}$
Storage Temperature Range	T_{STG}	- 55 to + 150			$^\circ\text{C}$

PARAMETER	TEST CONDITION	SYMBOL	MIN	MAX	UNIT
Reverse Breakdown Voltage	at $I_R = 100 \mu\text{A}$	$V_{(BR)}$	BAS19W	100	V
			BAS20W	150	
			BAS21W	250	
Reverse Voltage Leakage Current	at $V_R = 100 \text{ V}$ at $V_R = 150 \text{ V}$ at $V_R = 200 \text{ V}$	I_R	BAS19W	--	0.1
			BAS20W	--	
			BAS21W	--	
Forward Voltage	at $I_F = 30 \text{ mA}$ at $I_F = 100 \text{ mA}$	V_F		1	V
				1.25	
Diode Capacitance	$V_R=0\text{V}$, $f=1.0\text{MHz}$	C_D	--	5	pF
Reverse Recovery Time	at $I_F=I_R=30\text{mA}$, $I_{rr}=0.1 \times I_R$	t_{rr}	--	50	ns

Small Signal Product

RATINGS AND CHARACTERISTICS CURVES

($T_A=25^\circ\text{C}$ unless otherwise noted)

Fig.1 Typical Forward Characteristics

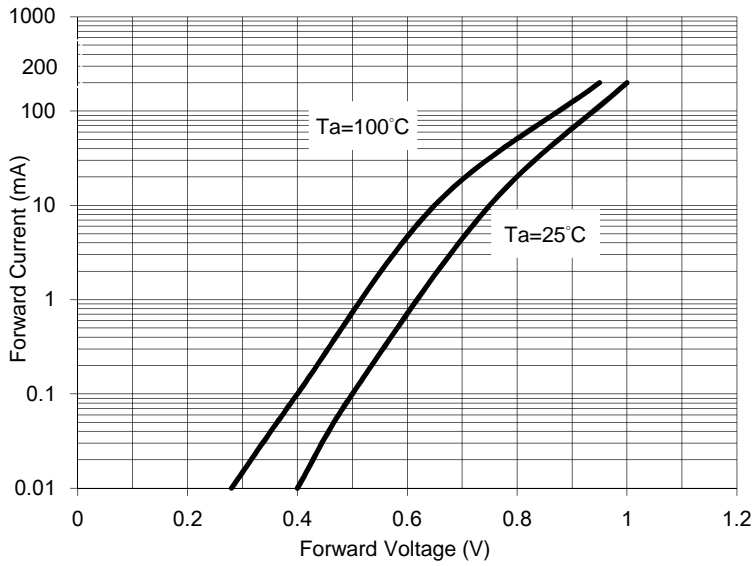


Fig. 2 Typical Reverse Characteristics

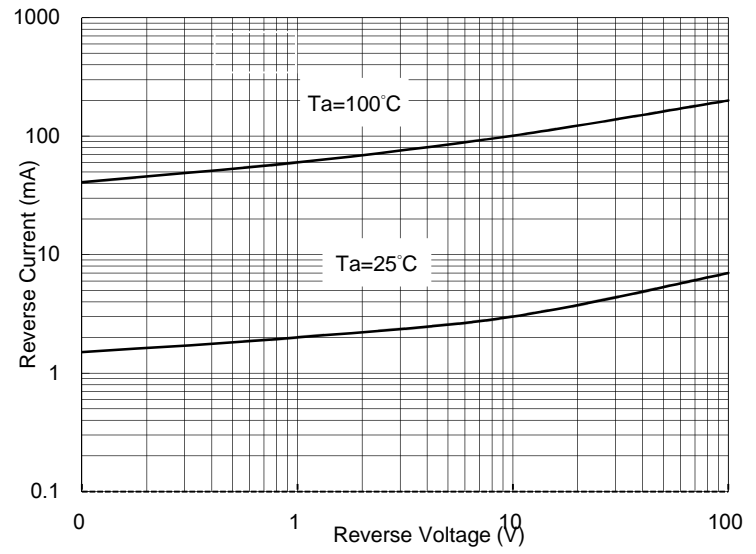


Fig. 3 Power Derating Curve

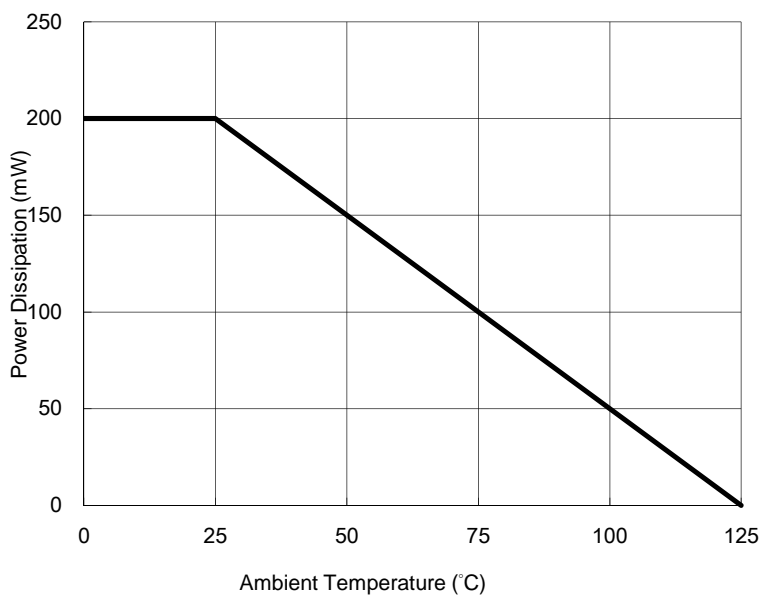
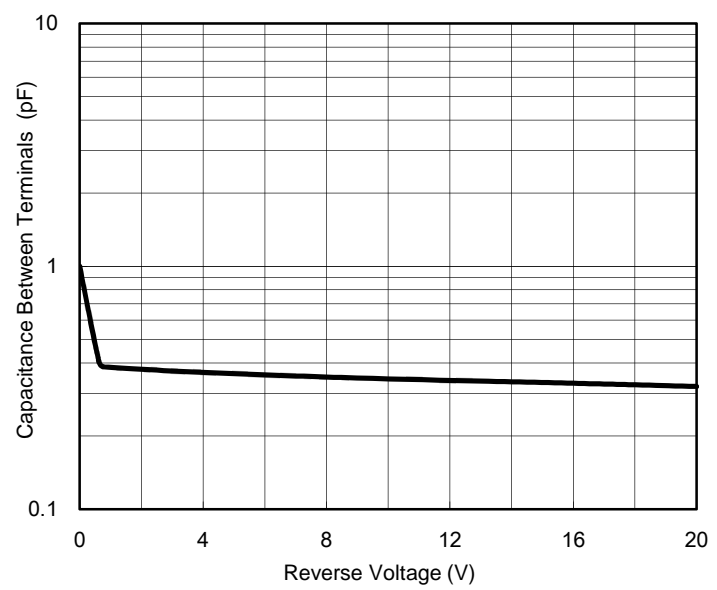


Fig. 4 Typical Capacitance Characteristics



Small Signal Product

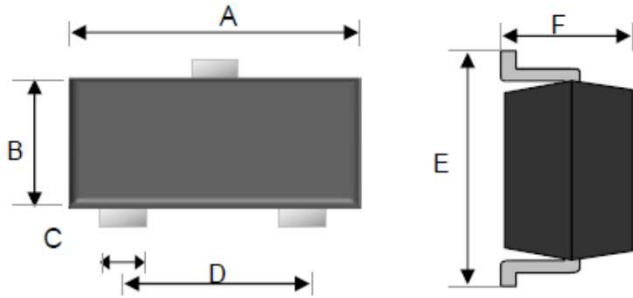
ORDERING INFORMATION						
PART NO.	MANUFACTURE CODE	PACKING CODE	GREEN COMPOUND CODE	PACKAGE	PACKING	MARKING
BAS19W	(Note)	RV	G	SOT-323	3K / 7" Reel	KA8
BAS20W		RV	G	SOT-323	3K / 7" Reel	KT2
BAS21W		RV	G	SOT-323	3K / 7" Reel	KT3

Note: Indicator of manufacturing site for manufacture special control, if empty means no special control requirement

EXAMPLE					
PREFERRED P/N	PART NO.	MANUFACTURE CODE	PACKING CODE	GREEN COMPOUND CODE	DESCRIPTION
BAS19W RVG	BAS19W		RV	G	Green compound
BAS19W-M0 RVG	BAS19W	M0	RV	G	Green compound

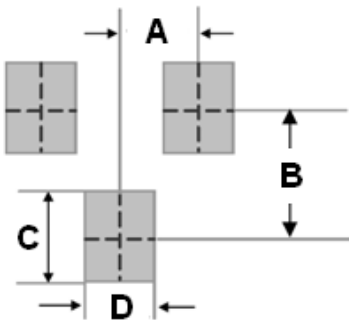
Small Signal Product

PACKAGE OUTLINE DIMENSIONS
SOT-323



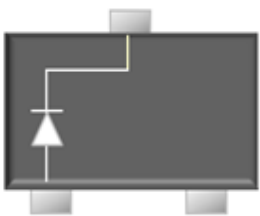
DIM.	Unit (mm)		Unit (inch)	
	Min	Max	Min	Max
A	1.80	2.20	0.07	0.09
B	1.15	1.35	0.05	0.05
C	0.15	0.40	0.01	0.02
D	1.20	1.40	0.05	0.06
E	2.00	2.45	0.08	0.10
F	0.80	1.10	0.03	0.04

SUGGESTED PAD LAYOUT



DIM.	Unit (mm)	Unit (inch)
	Typ.	Typ.
A	0.65	0.026
B	1.60	0.063
C	0.80	0.031
D	0.80	0.031

PIN CONFIGURATION



Small Signal Product**Notice**

Specifications of the products displayed herein are subject to change without notice. TSC or anyone on its behalf, assumes no responsibility or liability for any errors inaccuracies.

Information contained herein is intended to provide a product description only. No license, express or implied, to any intellectual property rights is granted by this document. Except as provided in TSC's terms and conditions of sale for such products, TSC assumes no liability whatsoever, and disclaims any express or implied warranty, relating to sale and/or use of TSC products including liability or warranties relating to fitness for a particular purpose, merchantability, or infringement of any patent, copyright, or other intellectual property right.

The products shown herein are not designed for use in medical, life-saving, or life-sustaining applications. Customers using or selling these products for use in such applications do so at their own risk and agree to fully indemnify TSC for any damages resulting from such improper use or sale.