

PART NUMBER CODING
SFH31-NP_B-D__-SP-BK

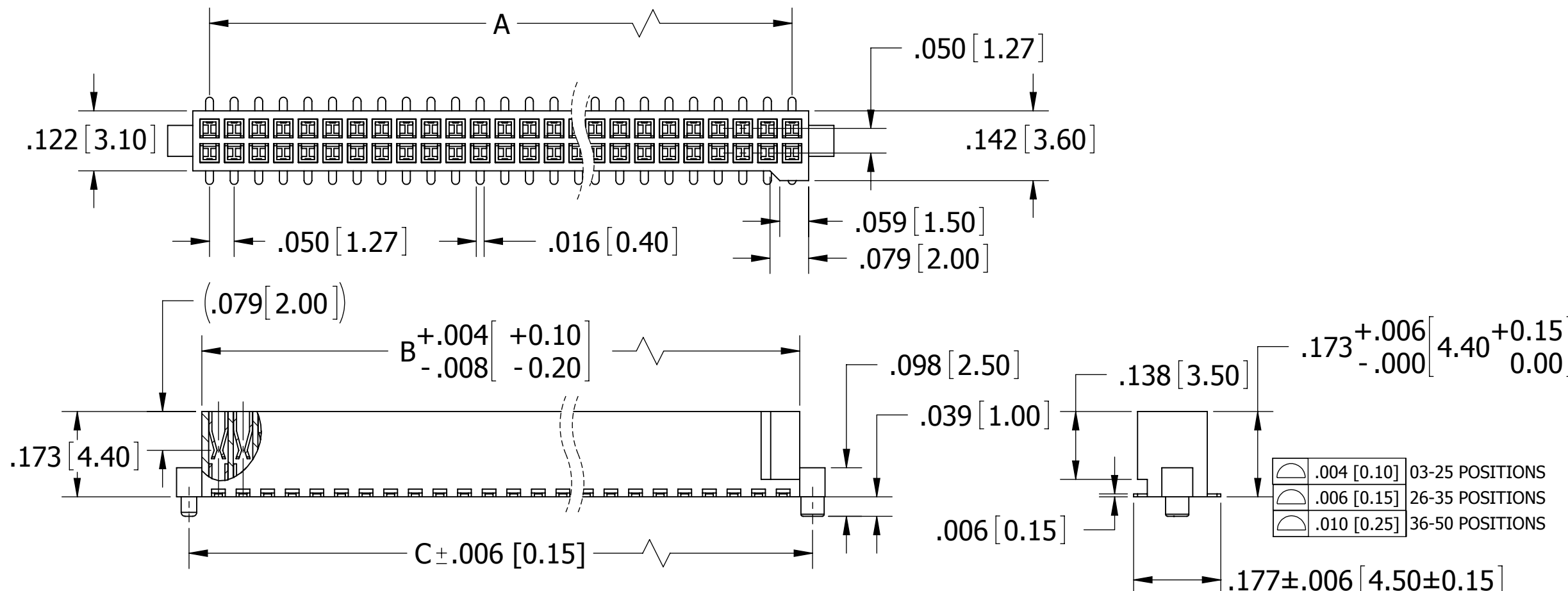
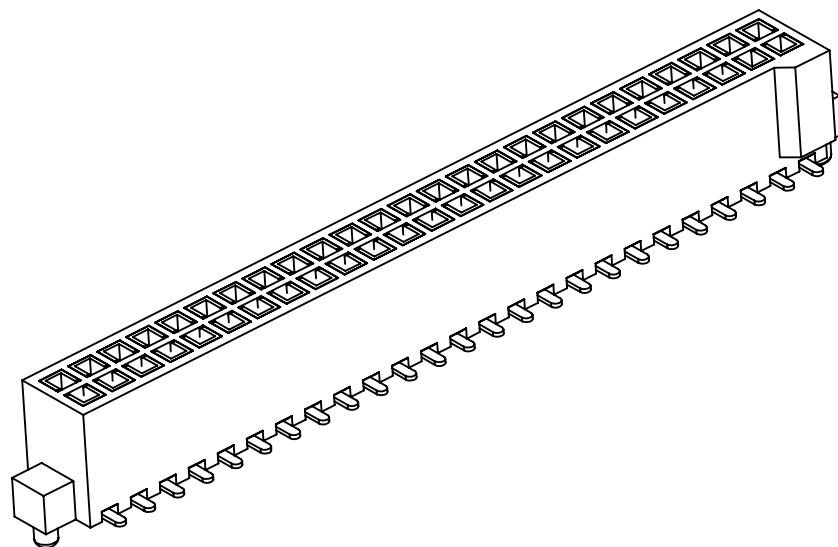
NUMBER OF POSITIONS

(CONTACTS PER ROW)

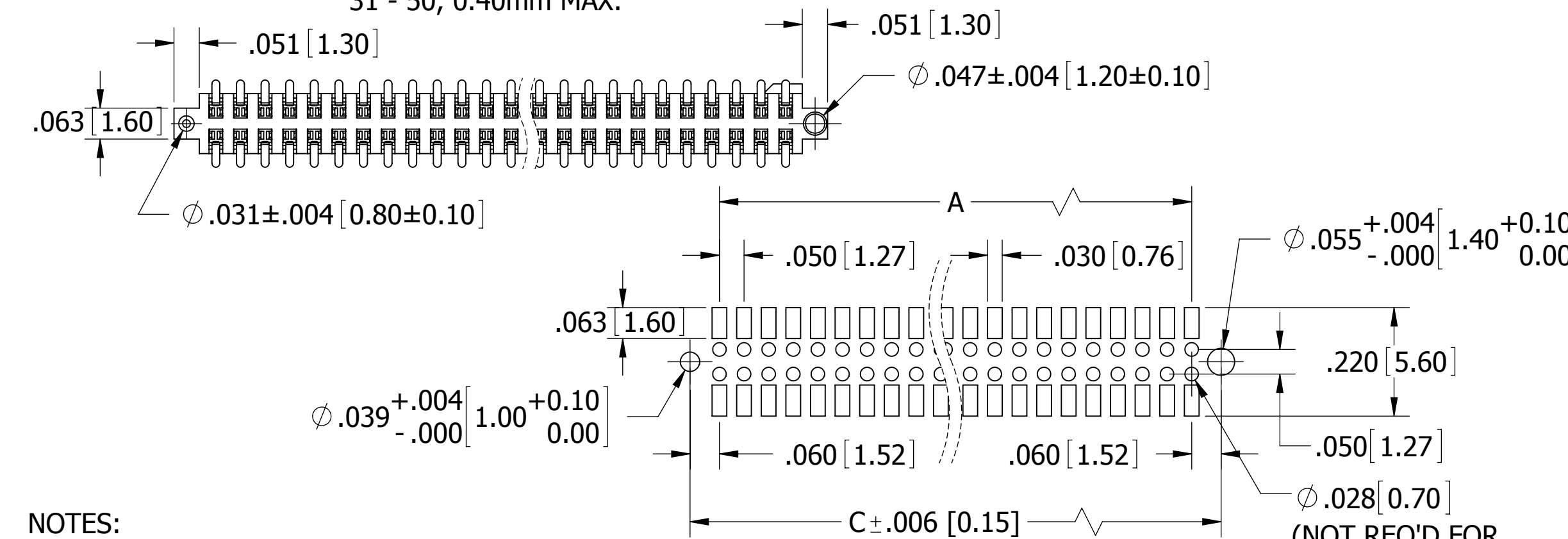
PLATING

P = GOLD FLASH OVERALL

E = .000100" PURE TIN, MATTE OVERALL




03 - 20, 0.20mm MAX.
 21 - 30, 0.30mm MAX.
 31 - 50, 0.40mm MAX.



RECOMMENDED PCB LAYOUT

(NOT REQ'D FOR TOP ENTRY)

- NOTES:**
1. INSULATOR MATERIAL: NYLON 9T, BLACK
 2. CONTACT MATERIAL: PHOSPHOR BRONZE
 3. PLATING: SEE PART NUMBER CODING
 4. CONTACT RESISTANCE: 20m OHMS MAX.
 5. OPERATING TEMPERATURE: -40 °C TO +105 °C
 6. UL FLAMMABILITY RATING: 94V-0
 7. CURRENT RATING: 1 AMP
 8. INSULATOR RESISTANCE: 5,000M OHMS MIN.
 9. DIELECTRIC WITHSTANDING: 500 VAC
 10. PROCESSING TEMP.: 230 °C MAX FOR 60 SECONDS (260 °C MAX FOR 10 SECONDS)
 11. MATES WITH SBH31 SERIES



RoHS COMPLIANT

REVISIONS

| REV. | ECO. NO | DESCRIPTION | DATE | BY |
|------|---------|---|------------|----|
| E | 2835 | UPGRADE INSULATOR MATERIAL NYLON 9T(WAS NYLON 6T),UPDATE SMT TAIL COPLANAR TOLERANCE & ADD WARP TOLERANCE | 04/07/2014 | LH |
| F | 3040 | ADD DIMENSION 'B' TOLERANCE AND UPDATE DIMENSION TABLE | 08/08/2014 | LH |
| H | 3219 | UPDATE INSULATOR COLOR OPTIONS | 12/04/2015 | EP |

| PART NUMBER | POSITIONS/ CONTACTS | A | | B | | C | |
|----------------------|------------------------|-------|-------|-------|-------|-------|-------|
| | | INCH | MM | INCH | MM | INCH | MM |
| SFH31-NP_B-D03-SP-BK | 03/06 | 0.100 | 2.54 | 0.167 | 4.23 | 0.220 | 5.58 |
| SFH31-NP_B-D04-SP-BK | 04/08 | 0.150 | 3.81 | 0.217 | 5.50 | 0.270 | 6.85 |
| SFH31-NP_B-D05-SP-BK | 05/10 | 0.200 | 5.08 | 0.267 | 6.77 | 0.320 | 8.12 |
| SFH31-NP_B-D06-SP-BK | 06/12 | 0.250 | 6.35 | 0.317 | 8.04 | 0.370 | 9.39 |
| SFH31-NP_B-D07-SP-BK | 07/14 | 0.300 | 7.62 | 0.367 | 9.31 | 0.420 | 10.66 |
| SFH31-NP_B-D08-SP-BK | 08/16 | 0.350 | 8.89 | 0.417 | 10.58 | 0.470 | 11.93 |
| SFH31-NP_B-D09-SP-BK | 09/18 | 0.400 | 10.16 | 0.467 | 11.85 | 0.520 | 13.20 |
| SFH31-NP_B-D10-SP-BK | 10/20 | 0.450 | 11.43 | 0.517 | 13.12 | 0.570 | 14.47 |
| SFH31-NP_B-D11-SP-BK | 11/22 | 0.500 | 12.70 | 0.567 | 14.39 | 0.620 | 15.74 |
| SFH31-NP_B-D12-SP-BK | 12/24 | 0.550 | 13.97 | 0.617 | 15.66 | 0.670 | 17.01 |
| SFH31-NP_B-D13-SP-BK | 13/26 | 0.600 | 15.24 | 0.667 | 16.93 | 0.720 | 18.28 |
| SFH31-NP_B-D14-SP-BK | 14/28 | 0.650 | 16.51 | 0.717 | 18.20 | 0.770 | 19.55 |
| SFH31-NP_B-D15-SP-BK | 15/30 | 0.700 | 17.78 | 0.767 | 19.47 | 0.820 | 20.82 |
| SFH31-NP_B-D16-SP-BK | 16/32 | 0.750 | 19.05 | 0.817 | 20.74 | 0.870 | 22.09 |
| SFH31-NP_B-D17-SP-BK | 17/34 | 0.800 | 20.32 | 0.867 | 22.01 | 0.920 | 23.36 |
| SFH31-NP_B-D18-SP-BK | 18/36 | 0.850 | 21.59 | 0.917 | 23.28 | 0.970 | 24.63 |
| SFH31-NP_B-D19-SP-BK | 19/38 | 0.900 | 22.86 | 0.967 | 24.55 | 1.020 | 25.90 |
| SFH31-NP_B-D20-SP-BK | 20/40 | 0.950 | 24.13 | 1.017 | 25.82 | 1.070 | 27.17 |
| SFH31-NP_B-D21-SP-BK | 21/42 | 1.000 | 25.40 | 1.067 | 27.09 | 1.120 | 28.44 |
| SFH31-NP_B-D22-SP-BK | 22/44 | 1.050 | 26.67 | 1.117 | 28.36 | 1.170 | 29.71 |
| SFH31-NP_B-D23-SP-BK | 23/46 | 1.100 | 27.94 | 1.167 | 29.63 | 1.220 | 30.98 |
| SFH31-NP_B-D24-SP-BK | 24/48 | 1.150 | 29.21 | 1.217 | 30.90 | 1.270 | 32.25 |
| SFH31-NP_B-D25-SP-BK | 25/50 | 1.200 | 30.48 | 1.267 | 32.17 | 1.320 | 33.52 |
| SFH31-NP_B-D26-SP-BK | 26/52 | 1.250 | 31.75 | 1.317 | 33.44 | 1.370 | 34.79 |
| SFH31-NP_B-D27-SP-BK | 27/54 | 1.300 | 33.02 | 1.367 | 34.71 | 1.420 | 36.06 |
| SFH31-NP_B-D28-SP-BK | 28/56 | 1.350 | 34.29 | 1.417 | 35.98 | 1.470 | 37.33 |
| SFH31-NP_B-D29-SP-BK | 29/58 | 1.400 | 35.56 | 1.467 | 37.25 | 1.520 | 38.60 |
| SFH31-NP_B-D30-SP-BK | 30/60 | 1.450 | 36.83 | 1.517 | 38.52 | 1.570 | 39.87 |
| SFH31-NP_B-D31-SP-BK | 31/62 | 1.500 | 38.10 | 1.567 | 39.79 | 1.620 | 41.14 |
| SFH31-NP_B-D32-SP-BK | 32/64 | 1.550 | 39.37 | 1.617 | 41.06 | 1.670 | 42.41 |
| SFH31-NP_B-D33-SP-BK | 33/66 | 1.600 | 40.64 | 1.667 | 42.33 | 1.720 | 43.68 |
| SFH31-NP_B-D34-SP-BK | 34/68 | 1.650 | 41.91 | 1.717 | 43.60 | 1.770 | 44.95 |
| SFH31-NP_B-D35-SP-BK | 35/70 | 1.700 | 43.18 | 1.767 | 44.87 | 1.820 | 46.22 |
| SFH31-NP_B-D36-SP-BK | 36/72 | 1.750 | 44.45 | 1.817 | 46.14 | 1.870 | 47.49 |
| SFH31-NP_B-D37-SP-BK | 37/74 | 1.800 | 45.72 | 1.867 | 47.41 | 1.920 | 48.76 |
| SFH31-NP_B-D38-SP-BK | 38/76 | 1.850 | 46.99 | 1.917 | 48.68 | 1.970 | 50.03 |
| SFH31-NP_B-D39-SP-BK | 39/78 | 1.900 | 48.26 | 1.967 | 49.95 | 2.020 | 51.30 |
| SFH31-NP_B-D40-SP-BK | 40/80 | 1.950 | 49.53 | 2.017 | 51.22 | 2.070 | 52.57 |
| SFH31-NP_B-D41-SP-BK | 41/82 | 2.000 | 50.80 | 2.067 | 52.49 | 2.120 | 53.84 |
| SFH31-NP_B-D42-SP-BK | 42/84 | 2.050 | 52.07 | 2.117 | 53.76 | 2.170 | 55.11 |
| SFH31-NP_B-D43-SP-BK | 43/86 | 2.100 | 53.34 | 2.167 | 55.03 | 2.220 | 56.38 |
| SFH31-NP_B-D44-SP-BK | 44/88 | 2.150 | 54.61 | 2.217 | 56.30 | 2.270 | 57.65 |
| SFH31-NP_B-D45-SP-BK | 45/90 | 2.200 | 55.88 | 2.267 | 57.57 | 2.320 | 58.92 |
| SFH31-NP_B-D46-SP-BK | 46/92 | 2.250 | 57.15 | 2.317 | 58.84 | 2.370 | 60.19 |
| SFH31-NP_B-D47-SP-BK | 47/94 | 2.300 | 58.42 | 2.367 | 60.11 | 2.420 | 61.46 |
| SFH31-NP_B-D48-SP-BK | 48/96 | 2.350 | 59.69 | 2.417 | 61.38 | 2.470 | 62.73 |
| SFH31-NP_B-D49-SP-BK | 49/98 | 2.400 | 60.96 | 2.467 | 62.65 | 2.520 | 64.00 |
| SFH31-NP_B-D50-SP-BK | 50/100 | 2.450 | 62.23 | 2.517 | 63.92 | 2.570 | 65.27 |

| | | | | |
|--|--|-----------|----------|-----------------------------------|
| UNLESS OTHERWISE SPECIFIED: DIMENSIONS ARE IN INCHES (MM) | DRAWN | DATE | NAME | |
| | | 10/21/08 | JH | |
| TOLERANCES: | THE INFORMATION HEREIN CONTAINS PROPRIETARY INFORMATION OF SULLINS ELECTRONICS AND IS NOT TO BE REPRODUCED, USED OR DISCLOSED TO OTHERS FOR ANY PURPOSE EXCEPT AS SPECIFICALLY AUTHORIZED IN WRITING BY AN OFFICER OF SULLINS ELECTRONICS. | | | TITLE |
| ANGULAR: ± 1° | | | | HEADER FEMALE, .050[1.27] CC, SMT |
| DECIMALS .XX=± .01 [3] .XXX=± .008 [20] .XXXX=± .0040 [100] | | | | PART NUMBER |
| | | | | SFH31-NP_B-D__-SP-BK |
| | SIZE | CAGE CODE | DWG. NO. | REV |
| | C | 54453 | 11165 | H |
| | SCALE: 2:1 | | | SHEET 1 OF 1 |