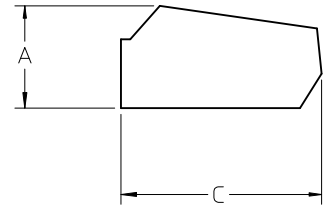
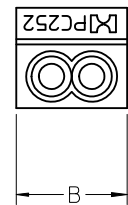
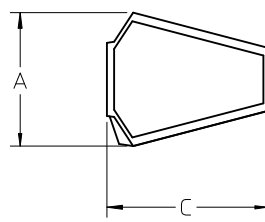
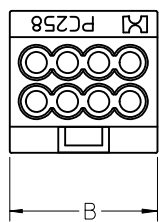
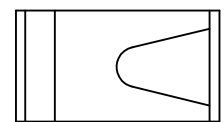
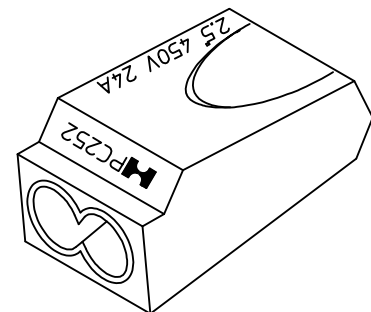
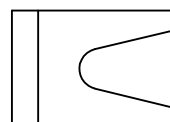
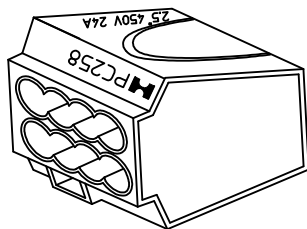


MATERIAL NUMBER	ENGINEERING NUMBER	COLOR INSERT	SOLID WIRE RANGE AWG	PORTS	DIM A	DIM B	DIM C
194300001	PC2-RED	RED	12-22	2	.37/9.5	.41/10.5	.77/19.5
194300002	PC3-ORANGE	ORANGE	12-22	3	.37/9.5	.53/13.5	.78/19.7
194300003	PC4-YELLOW	YELLOW	12-22	4	.37/9.5	.68/17.2	.78/19.7
194300004	PC5-GRAY	GRAY	12-22	5	.37/9.5	.83/21.1	.78/19.7
194300005	PC8-BLACK	BLACK	12-22	8	.66/16.8	.69/17.5	.75/19.0

(B1)



PORTS 8

PORTS 2,3,4,5

REF NOTES:

- CURRENT: 24A(VDE)
- VOLTAGE: UL-600V, VDE-450V
- WORKING TEMP: -30°C TO 105°C
- HOUSING MATERIAL: UL 94V-2
FLAME RETARDANT THERMOPLASTIC
- WIRE STRIP LENGTH: APPROX. .45/11.0
- UL FILE NO. E32244 (B1)
- INTERNATIONAL APPROVALS: CE, VDE, FIMKO, KEMA, CEBEC

UL ENG NUMBERS EC NO: WNA2012-0128 DRWN:ETHRODAH012/03/15 CHKD:JMACNEIL 2012/03/15 APPR:JMACNEIL 2012/03/20	QUALITY SYMBOLS	GENERAL TOLERANCES (UNLESS SPECIFIED)	SCALE 1:1	DESIGN UNITS INCH	THIRD ANGLE PROJECTION	REVISE ON CAD ONLY
	▽ -0 ∇ -0	mm INCH 4 PLACES ± --- ± --- 3 PLACES ± --- ± --- 2 PLACES ± --- ± .020 1 PLACE ± 0.51 ± ---	DIMENSION STYLE IN/MM		TITLE	
		ANGULAR ± ---° DRAFT WHERE APPLICABLE MUST REMAIN WITHIN DIMENSIONS	DRAWN BY B.RUPERT CHECKED BY J.PAWLIC APPROVED BY R.DEROSS	DATE 11/13/03 DATE 11/13/03 DATE 11/13/03	PUSH-IN WIRE CONNECTOR 12-22AWG	
	B1	THIS DRAWING CONTAINS INFORMATION THAT IS PROPRIETARY TO MOLEX INCORPORATED AND SHOULD NOT BE USED WITHOUT WRITTEN PERMISSION	MATERIAL NO. SEE CHART DOCUMENT NO. SD-19430-001 SHEET NO. 1 OF 1	MOLEX INCORPORATED		B